

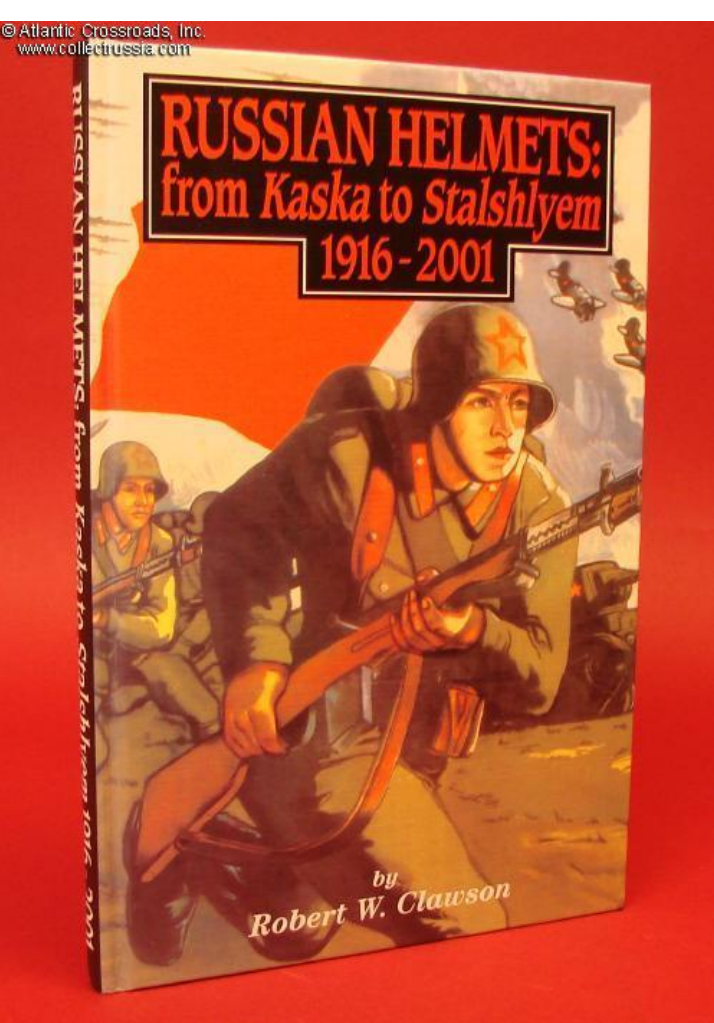
Russian Helmets: from Kaska to Stalshlyem, 1916-2001 Robert Clawson.

In English. New textbook on Soviet Helmets with photos and diagrams. Hardcover 128 pages, many photographs more than half in color. Showing details of helmets, inside and out. C. 2002, best work on Soviet helmets to date.

Item# 11037

\$80.00

© Atlantic Crossroads, Inc.
www.collectrussia.com



© Atlantic Crossroads, Inc.
www.collectrussia.com

TABLE OF CONTENTS

Introduction	4
Note on Sources	5
Chapter I: The Russian Empire to the Soviet Union	8
Russia—World War I	8
The Post Revolutionary Period	15
Chapter II: the Early USSR.....	18
Soviet Consolidation of Power	18
New Home Grown Helmet, the Model 1928	20
The Kaska Model 1936, a Markedly New Departure.....	23
The Experimental Bridge to the Stalshlyem 1939	39
Chapter III: The Great Patriotic War 1941-1945	43
A Modern Soviet Helmet—The Stalshlyem 1939	43
The SSh-39 Liners and Chin Straps	47
The Next Step—The Stalshlyem Model 1940	52
Production of the Soviet Stalshlyem, 1941-45.....	57
Covers and Emblems.....	57
The Leningrad Civil Defense Helmet	62
Chapter IV: Postwar to Soviet Dissolution, 1945-1991	66
The Cold War SSh-40.....	66
The SSh-60.....	77
Paint and Decoration.....	81
The Last Russian Steel Helmet: The SSh-68	82
Chapter V: Post Steel Helmets 1981-2001.....	88
NII Stali	88
The Next Step—The SSh-68M (modified)	88
The Steel Security Forces Helmet-Vityaz-s (Knight)	90
Titanium and Aluminum Military and Police Helmets	93
Ballistic Fiber Helmets	97
Armocom-MVD Helmets	102
The "Sphere"	106
The Kolpak MVD Helmet	110
Chapter VI: Shell Decoration and Stamps.....	114
Shell Color and Decoration	114
Internal Stamps	117
Helmet Stamps	118
Finis—Soviet Steel Helmets in Foreign Service—The First and the Last	124

first major
w to approx-
t in the east
parfare of the
ern war took
ary brigades
ourg agreed to
ch helmet. Rus-
successful allied
The decision to
ally produced for
and fatally frag-
measure until a de-
ared.
French government
y free of charge be-
or Russia to remain a
bers of enemy troops
sh supplied with a Ro-
nt, attached through the
without effect, asked for
to fight on the more ag-
brigades that were
French mili- and




FRENCH MODEL 1917 ADRIAN IN RUSSIAN SERVICE. The helmet is one allocated to the Imperial Russian army forces fighting in Russia. It bears a Russian double-headed eagle in the front, painted olive just as is the helmet. The eagle has been attached through the two holes punched in the helmet for the French branch of service device. It has the original seven finger leather French one-piece liner. This museum display helmet is painted in what the Russians term "olive" color. It is not entirely clear whether or not this is a museum repaint to put it in conformity with the seemingly often ignored Russian paint specification.

painted a tan-olive as illustrated. Of those defending the homeland Russian Imperial Guards forces were the first to be issued the helmets. The helmets became first known to the enemy when Austro-Hungarian troops faced General Aleksey Brusilov's breakthroughs on the southwestern front in the summer of 1915.



SECOND MODEL EXPERIMENTAL (PARATROOPER) HELMET. The next step for the designers in 1938 was to produce a somewhat more elegant model, less severely pronounced side dips (more like the Italian M-33) and pointed front brim in the Italian style. This model, rumored to have been designed for use by the very large Red Army airborne force, was eventually continued to use the M-36 stocking liner and suspension system with a clearly unsuitable chin strap. It was not adopted for paratrooper use. Soviet airborne forces experimented in the post war years with the use of a Polish designed steel jump helmet but also used limited acquisition and brief testing. They still pump today in soft headgear.




SSH-40s IN PROPAGANDA PHOTO: FRIENDSHIP OF THE PEOPLES. Soviet troops pose for a photo with two costumed Kazakhs offering kumis (fermented mare's milk) as a token of welcome. Kazakhstan was the Texas or Oklahoma of the Soviet Union where much of the open spaces were used for rocketry, armor maneuver, artillery training and motorized rifle field exercises. The troops illustrated are from a motorized rifle unit, including the one with the soft humped tanker's helmet. The latter is the driver of their BMP armored fighting vehicle.

Paint and Decoration

The Soviet armed forces continued to paint their helmets with an updated form of *nitrokraska* of the kind of olive-green shade known in the west as olive-drab. However, as with earlier models, color standardization was never achieved until the new SSH-60 and SSH-68 appeared. SSH-40 colors ranged from forest-green to true olive-drab. It really depended on what paint lot was available. Helms produced at tank factories often got whatever shade of green was being sprayed on the tanks, also very rarely standardized. Throughout the Cold War, no outside decoration (marmes) was applied to army helmets. Those of the naval infantry (marmes) used either a red star outline or a solid red star level. Some Soviet decoration was added at the unit level. (Including the Russian letters C and D, which were stenciled on, also at the



THE PZ IN ACTION. This photo shows two motorized riflemen of the regular army in full combat gear, including fragmentation vests (NIJ Stal products) and PZ helmets, in the rough nature of the terrain construction and the rubs and bolts holding the liner. The soldier on the left is manning an RPK, heavy Kalashnikov assault rifle, known as a hand-held machine gun.



CAMOUFLAGE COVER